



Umm Al-Qura University
College of Engineering & Islamic Architecture
Department of Islamic Architecture

جامعة أم القرى
كلية الهندسة والعمارة الإسلامية
قسم العمارة الإسلامية

Statistics of Enrolled and Graduated Students

(DIA-15)



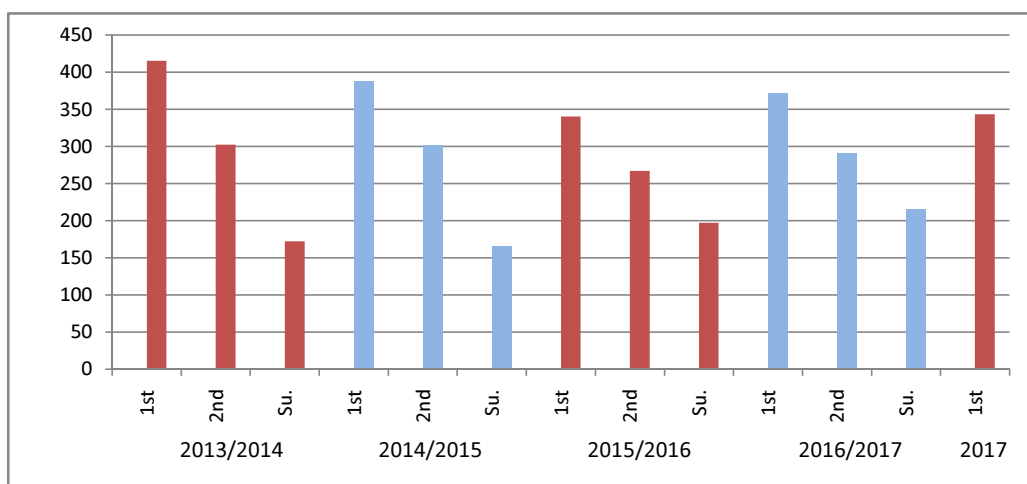
إحصائيات الطلاب المقيدین و الخريجين

Main Campus at Al-Abdiyah Makkah, KSA
P.O. 5555
Tel . 00966 5270000 Ext. 1221
www.uqu.edu.sa



Statistics of Enrolled Students

	Year (Gregorian)	Year (Hijri)	Semester	Saudi	Non-Saudi	Total
1	2013/2014	١٤٣٤/١٤٣٥	1st	394	21	415
			2nd	287	15	302
			summer	163	9	172
2	2014/2015	١٤٣٥/١٤٣٦	1st	362	26	388
			2nd	276	26	302
			summer	154	11	165
3	2015/2016	١٤٣٦/١٤٣٧	1st	309	31	340
			2nd	244	23	267
			summer	183	14	197
4	2016/2017	١٤٣٧/١٤٣٨	1st	345	26	371
			2nd	272	19	291
			summer	204	11	215
5	2017/2018	١٤٣٨/١٤٣٩	1st	316	27	343



Statistics of enrolled students in the last 5 years

Umm Al-Qura University

College of Engineering and Islamic Architecture

Department of Islamic Architecture



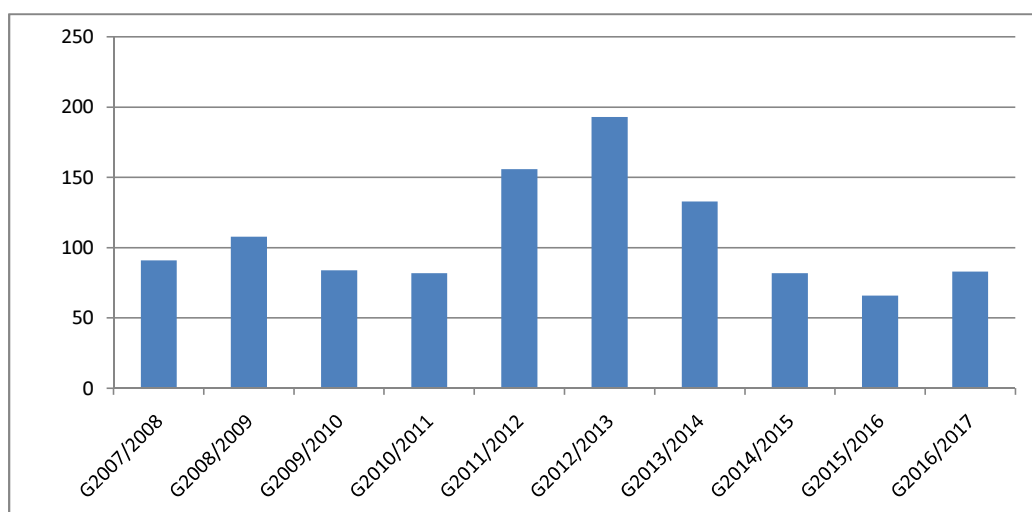
Statistics of Graduated Students

	Year (Gregorian)	Year (Hijri)	First Semester	Second Semester	Summer	Total
1	1987/1988	١٤٠٩/١٤٠٨	15	9	0	24
2	1988/1989	١٤١٠/١٤٠٩	12	1	0	13
3	1989/1990	١٤١١/١٤١٠	5	1	0	6
4	1990/1991	١٤١٢/١٤١١	0	5	0	5
5	1991/1992	١٤١٣/١٤١٢	7	6	0	13
6	1992/1993	١٤١٤/١٤١٣	0	6	0	6
7	1993/1994	١٤١٥/١٤١٤	0	9	0	9
8	1994/1995	١٤١٦/١٤١٥	2	8	3	13
9	1995/1996	١٤١٧/١٤١٦	0	11	5	16
10	1996/1997	١٤١٨/١٤١٧	6	9	3	18
11	1997/1998	١٤١٩/١٤١٨	0	15	1	16
12	1998/1999	١٤٢٠/١٤١٩	2	15	2	19
13	1999/2000	١٤٢١/١٤٢٠	6	9	0	15
14	2000/2001	١٤٢٢/١٤٢١	6	14	3	23
15	2001/2002	١٤٢٣/١٤٢٢	12	22	14	48
16	2002/2003	١٤٢٤/١٤٢٣	5	22	6	33
17	2003/2004	١٤٢٥/١٤٢٤	6	24	9	39
18	2004/2005	١٤٢٦/١٤٢٥	1	49	0	50
19	2005/2006	١٤٢٧/١٤٢٦	12	28	4	44
20	2006/2007	١٤٢٨/١٤٢٧	3	63	11	77



Statistics of Graduated Students

	Year (Gregorian)	Year (Hijri)	First Semester	Second Semester	Summer	Total
21	2007/2008	١٤٢٩/١٤٢٨	3	68	20	91
22	2008/2009	١٤٣٠/١٤٢٩	18	73	17	108
23	2009/2010	١٤٣١/١٤٣٠	13	58	13	84
24	2010/2011	١٤٣٢/١٤٣١	12	63	7	82
25	2011/2012	١٤٣٣/١٤٣٢	10	113	33	156
26	2012/2013	١٤٣٤/١٤٣٣	26	146	21	193
27	2013/2014	١٤٣٥/١٤٣٤	23	91	19	133
28	2014/2015	١٤٣٦/١٤٣٥	10	56	16	82
29	2015/2016	١٤٣٧/١٤٣٦	4	54	8	66
30	2016/2017	١٤٣٨/١٤٣٧	0	72	11	83
31	2017/2018	١٤٣٩/١٤٣٨	N/A	N/A	N/A	0
32						0
33						0
34						0
35						0
Grand Total			219	1120	226	1565



Statistics of graduated students in the last 10 years

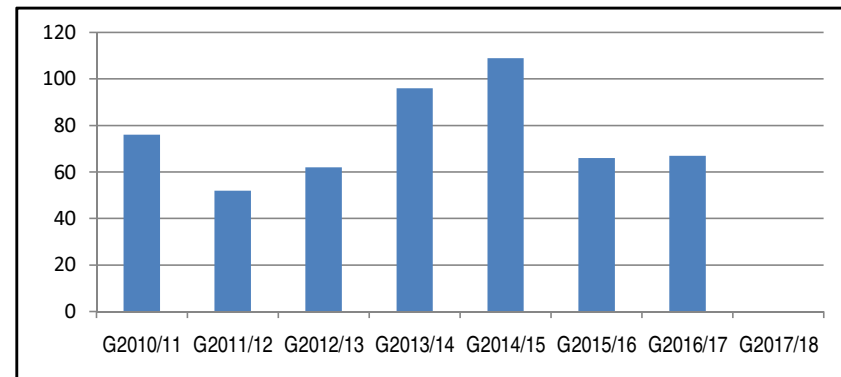
Number of enrolled students in architectural design studeos according to Plan 30 Starting from the application of the preparatory year



	Ac. Year	Semester	Arch Design 1	Arch Design 2	Arch Design 3	Arch Design 4	Arch Design 5	Arch Design 6	Arch Design 7	Arch Design 8	Notes
1	2010	First	76								
2	2011	Second		39							
3	2011	First	52		37						
4	2012	Second		44		37					
5	2012	First	62		41		37				
6	2013	Second		44		41		38			
7	2013	First	96		48		41		37		
8	2014	Second		86		48		42		36	First Graduation
9	2014	First	109		81		49		44		
10	2015	Second		87		79		50		42	Second Graduation
11	2015	First	66		86		78		50		
12	2016	Second		53		85		78		48	Third Graduation
13	2016	First	67		52		82		78		
14	2017	Second		60		52		82		78	Fourth Graduation
15	2017	First	0		N/A		N/A		N/A		
16	2018	Second		0		N/A		N/A		N/A	Fifth Graduation

Number of Students (plan 30)

Year (H)	Year (G)	Enrolled	Continued
1431/32	2010/11	76	39
1432/33	2011/12	52	44
1433/34	2012/13	62	44
1434/35	2013/14	96	86
1435/36	2014/15	109	87
1436/37	2015/16	66	53
1437/38	2016/17	67	60
1438/39	2017/18	0	0



Number of enrolled students in architectural design studeos according to Plan 37 (No preparatory year)



	Ac. Year	Semester	Studio 1	Studio 2	Studio 3	Studio 4	Studio 5	Studio 6	Studio 7	Studio 8	Studio 9	Studio 10	Notes
1	2016	First	50										
2	2017	Second		43									
3	2017	First	90										
4	2018	Second		N/A									
5	2018	First											
6	2019	Second											
7	2019	First											
8	2020	Second											
9	2020	First											
10	2021	Second											
11	2021	First											
12	2022	Second											
13	2022	First											
14	2023	Second											

Number of Students (plan 37)

Year (H)	Year (G)	Enrolled	Continued
1437/38	2016/17	50	43
1438/39	2017/18	90	N/A